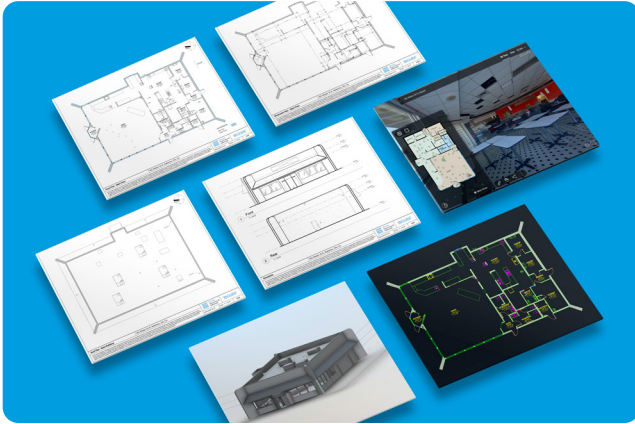


# iGUIDE® CAD Solutions

iGUIDE offers a variety of advanced architecture solutions designed to enhance spatial visualization and project planning. With its cutting-edge 3D virtual walkthroughs, detailed floor plans, and accurate measurements, iGUIDE provides architects, designers, and contractors with precise tools to speed up their CAD based workflows.

## 3D CAD Package



This package pairs iGUIDE's virtual walkthrough with 2D CAD (DWG) and 3D model (RVT) deliverables, detailed Plotted PDFs, plus Roof Plan and Exterior Elevation Drawing to provide complete documentation of your property.

### Plotted PDF Drawings

- ✓ As-Built Floor Plans with MEP details
- ✓ Dimension Drawings
- ✓ Roof Plan
- ✓ Exterior Elevation Drawings

### 3D Virtual Walkthrough

### 3D Model (RVT)

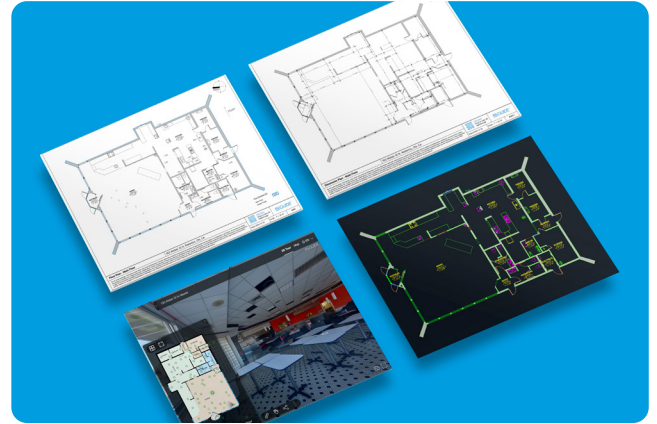
### 2D CAD file (DWG)

Point cloud source data is available via PDF drawings, RVT and DXF files.

- + **Add-on available:** Reflected Ceiling Plan

[Download sample](#)

## 2D CAD Package



This bundle combines iGUIDE's virtual walkthrough with a 2D CAD (DWG) File and detailed Plotted PDFs for comprehensive property documentation and a jumpstart on your design process.

### Plotted PDF Drawings

- ✓ As-Built Floor Plans with MEP details
- ✓ Dimensions Drawings

### 3D Virtual Walkthrough

### 2D CAD file (DWG)

Point cloud source data is available via PDF drawings and DXF files.


- + **Add-on available:** Reflected Ceiling Plan

[Download sample](#)

# iGUIDE® Add-ons

iGUIDE add-ons must accompany an iGUIDE Virtual Walkthrough or CAD product. They are intended to be a head start rather than a finished set of drawings. They are perfect solution for those who wish to fast track measurement, drawing, modelling and create their own drawings.

## RVT Add-on



A detailed 3D Model (RVT) and 2D CAD File (DWG) are delivered, with the option to add a reflected ceiling plan, alongside a Premium immersive virtual walkthrough which includes tags and digital measurement tools.

### [3D Virtual Walkthrough](#)

### [3D Model \(RVT\)](#)

### [2D CAD File \(DWG\)](#)

Point cloud source data is available via RVT and DXF files.


**+** Add-on available: Reflected Ceiling Plan

[Download sample](#)

## Reflected Ceiling Plan Add-on

[Reflected Ceiling Plans](#) (RCPs) are architectural drawings that show a space's ceiling layout. Unlike typical floor plans, which depict walls, doors, and windows, RCPs focus solely on the ceiling elements and are mirrored to match the floor plan. This add-on is optionally available with all the previously mentioned products.

## DWG Add-on



A detailed 2D CAD File (DWG) is delivered, with the option to add a reflected ceiling plan. Alongside either a Standard or Premium virtual walkthrough that includes tagging and digital measurement tools.

### **Standard**

### [3D Virtual Walkthrough](#)

### [2D CAD File \(DWG\)](#)

[Download sample](#)

### **Premium**


### [3D Virtual Walkthrough](#)

### [2D CAD File \(DWG\)](#)

[Download sample](#)

Point cloud source data is available via a DXF file.

**+** Add-on available: Reflected Ceiling Plan



[Download sample](#)