

Area Schedule (SF)

Grand Total: **5173**

**Floor Plan - Main Floor**

301 King Street E, Kitchener, ON, CA

Do not scale drawings. Contractors must check and verify all dimensions. All room dimensions and floor areas must be considered approximate and are subject to independent verification. All documents remain the property of Planitar Inc. Unauthorized use, modifications, and/or reproduction of these documents is prohibited without written permission. The material contained herein reflects Planitar Inc.'s best judgement in light of the information available at the time of preparation. Any use which a third party makes of the document, or any reliance on or decisions to be made based on them are the responsibility of such third parties. Planitar Inc. accepts no responsibility for damages, if any, suffered by any third party as a result of decisions made or actions based on the documents.



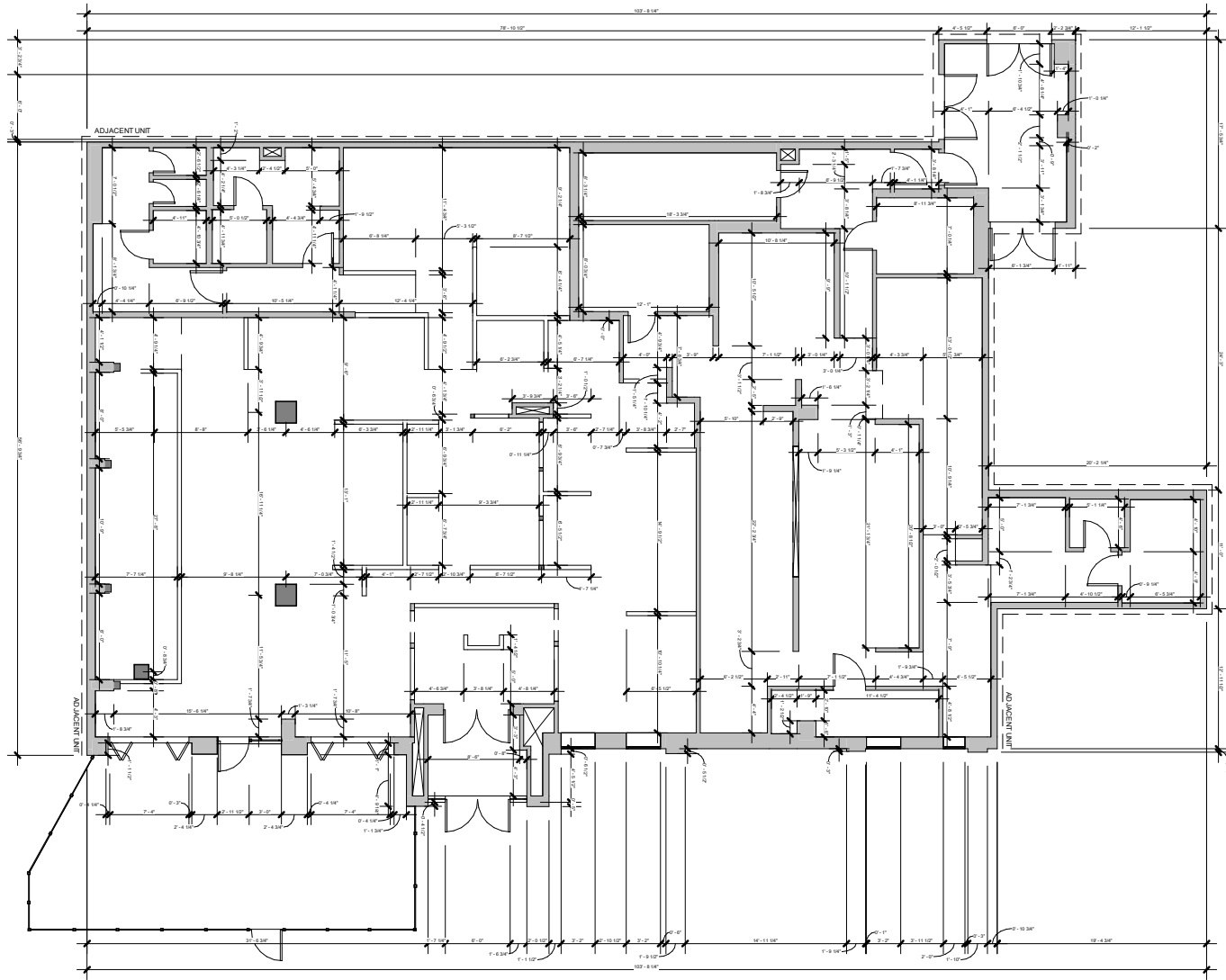
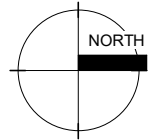
[Click here](#)  
Scan to view 3D  
walkthrough



Date: 2026-03-05

Scale: 1/16" = 1'-0"

A101



**Dimension Plan - Main Floor**

301 King Street E, Kitchener, ON, CA

Do not scale drawings. Contractors must check and verify all dimensions. All room dimensions and floor areas must be considered approximate and are subject to independent verification. All documents remain the property of Planitar Inc. Unauthorized use, modifications, and/or reproduction of these documents is prohibited without written permission. The material contained herein reflects Planitar Inc.'s best judgement in light of the information available at the time of preparation. Any use which a third party makes of the document, or any reliance on or decisions to be made based on them are the responsibility of such third parties. Planitar Inc. accepts no responsibility for damages, if any, suffered by any third party as a result of decisions made or actions based on the documents.



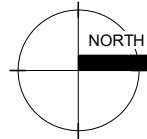
[Click here](#)  
Scan to view 3D  
walkthrough



Date: 2026-03-05

Scale: 1/16" = 1'-0"

A101.1



**Point Cloud - Main Floor**

301 King Street E, Kitchener, ON, CA

Do not scale drawings. Contractors must check and verify all dimensions. All room dimensions and floor areas must be considered approximate and are subject to independent verification. All documents remain the property of Planitar Inc. Unauthorized use, modifications, and/or reproduction of these documents is prohibited without written permission. The material contained herein reflects Planitar Inc.'s best judgement in light of the information available at the time of preparation. Any use which a third party makes of the document, or any reliance on or decisions to be made based on them are the responsibility of such third parties. Planitar Inc. accepts no responsibility for damages, if any, suffered by any third party as a result of decisions made or actions based on the documents.



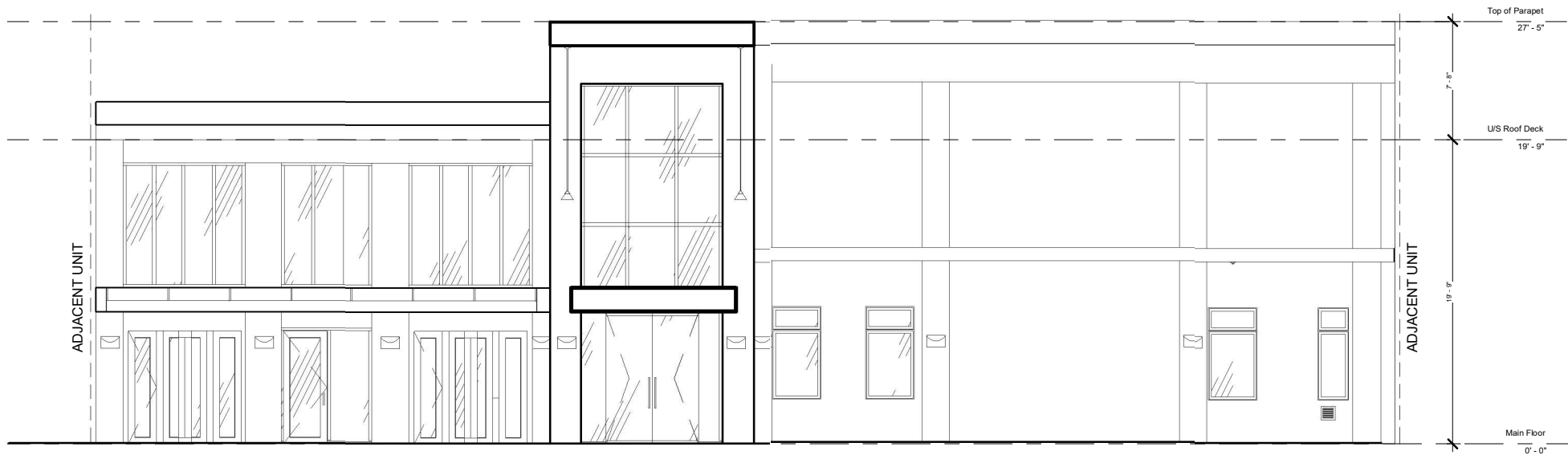
[Click here](#)  
Scan to view 3D  
walkthrough



Date: 2026-03-05

Scale: 1/16" = 1'-0"

A101.2



**East Elevation**

301 King Street E, Kitchener, ON, CA

Do not scale drawings. Contractors must check and verify all dimensions. All room dimensions and floor areas must be considered approximate and are subject to independent verification. All documents remain the property of Planitar Inc. Unauthorized use, modifications, and/or reproduction of these documents is prohibited without written permission. The material contained herein reflects Planitar Inc.'s best judgement in light of the information available at the time of preparation. Any use which a third party makes of the document, or any reliance on or decisions to be made based on them are the responsibility of such third parties. Planitar Inc. accepts no responsibility for damages, if any, suffered by any third party as a result of decisions made or actions based on the documents.



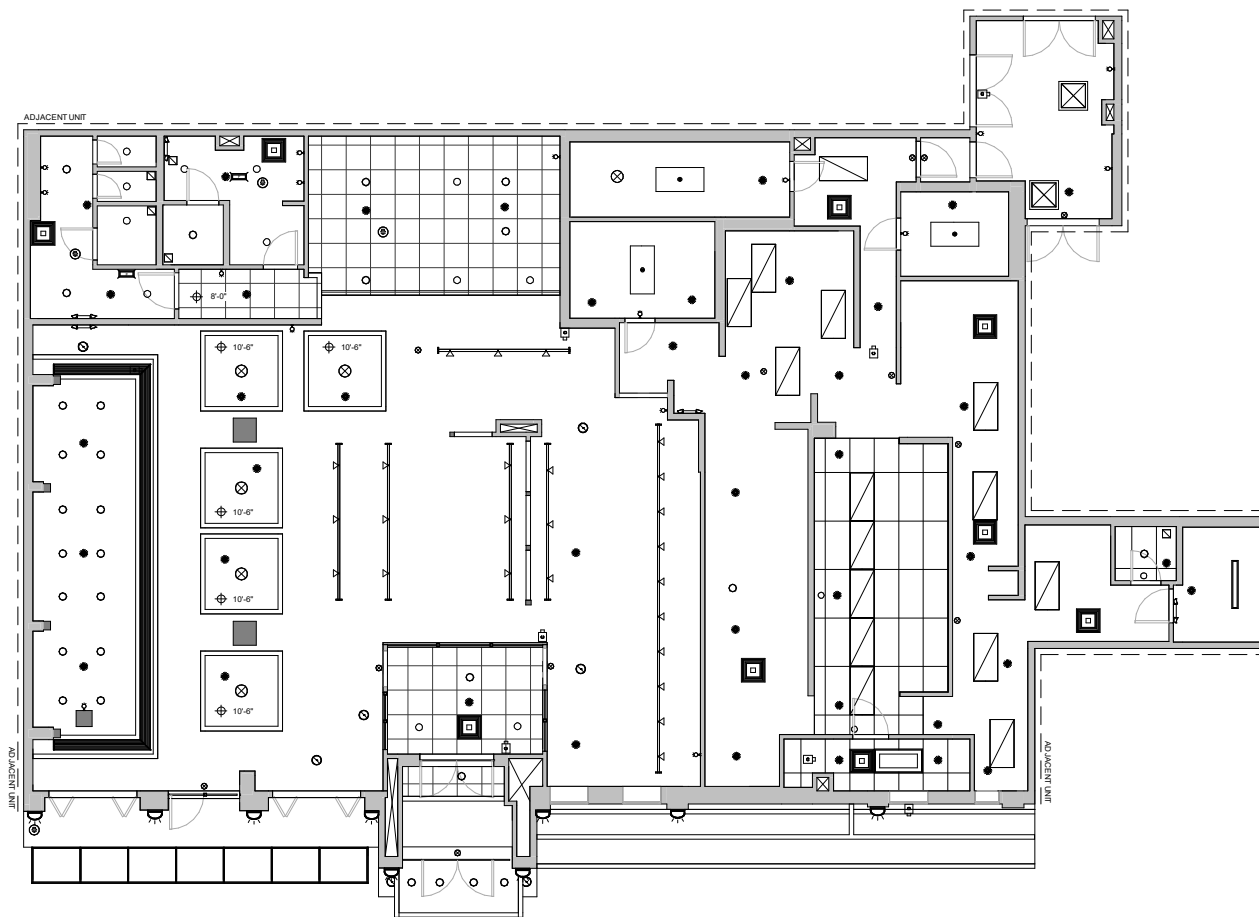
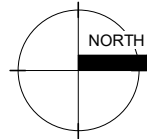
[Click here](#)  
Scan to view 3D  
walkthrough



Date: 2026-03-05

Scale: 1" = 10'-0"

**A201**



**RCP - Main Floor**

301 King Street E, Kitchener, ON, CA

Do not scale drawings. Contractors must check and verify all dimensions. All room dimensions and floor areas must be considered approximate and are subject to independent verification. All documents remain the property of Planitar Inc. Unauthorized use, modifications, and/or reproduction of these documents is prohibited without written permission. The material contained herein reflects Planitar Inc.'s best judgement in light of the information available at the time of preparation. Any use which a third party makes of the document, or any reliance on or decisions to be made based on them are the responsibility of such third parties. Planitar Inc. accepts no responsibility for damages, if any, suffered by any third party as a result of decisions made or actions based on the documents.



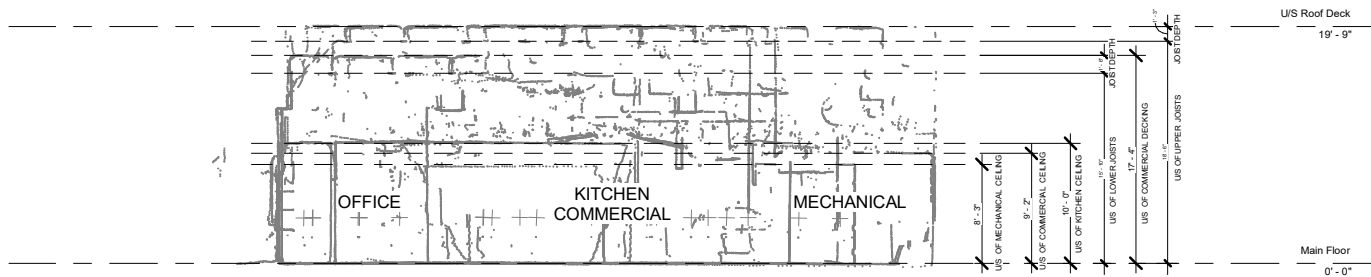
[Click here](#)  
Scan to view 3D  
walkthrough



Date: 2026-03-05

Scale: 1/16" = 1'-0"

**A301**



**Vertical Point Cloud Plan - East to West**

301 King Street E, Kitchener, ON, CA

Do not scale drawings. Contractors must check and verify all dimensions. All room dimensions and floor areas must be considered approximate and are subject to independent verification. All documents remain the property of Planitar Inc. Unauthorized use, modifications, and/or reproduction of these documents is prohibited without written permission. The material contained herein reflects Planitar Inc.'s best judgement in light of the information available at the time of preparation. Any use which a third party makes of the document, or any reliance on or decisions to be made based on them are the responsibility of such third parties. Planitar Inc. accepts no responsibility for damages, if any, suffered by any third party as a result of decisions made or actions based on the documents.



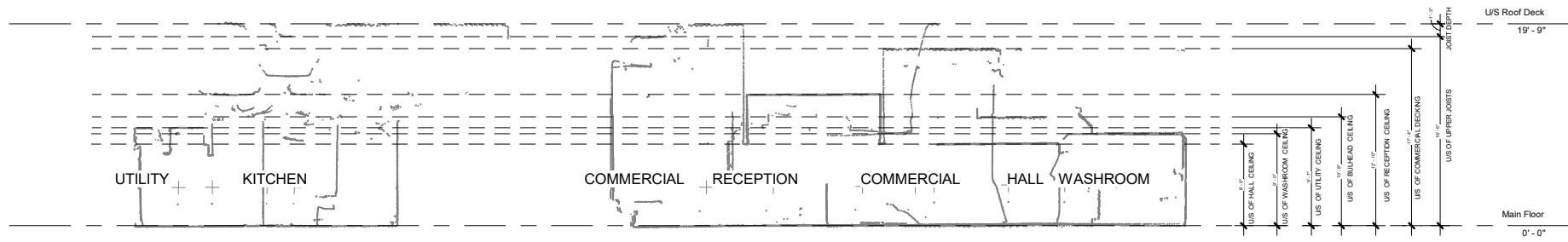
[Click here](#)  
Scan to view 3D  
walkthrough



Date: 2026-03-05

Scale: 1/16" = 1'-0"

**A401**



**Vertical Point Cloud Plan - North to South**

301 King Street E, Kitchener, ON, CA

Do not scale drawings. Contractors must check and verify all dimensions. All room dimensions and floor areas must be considered approximate and are subject to independent verification. All documents remain the property of Planitar Inc. Unauthorized use, modifications, and/or reproduction of these documents is prohibited without written permission. The material contained herein reflects Planitar Inc.'s best judgement in light of the information available at the time of preparation. Any use which a third party makes of the document, or any reliance on or decisions to be made based on them are the responsibility of such third parties. Planitar Inc. accepts no responsibility for damages, if any, suffered by any third party as a result of decisions made or actions based on the documents.



[Click here](#)  
Scan to view 3D  
walkthrough


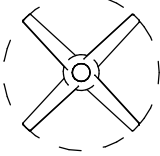



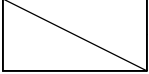











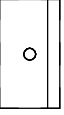












Date: 2026-03-05

Scale: 1/16" = 1'-0"

**A402**

**Reflected Ceiling Plan Legend**

	Recessed Light		Ceiling Fan
	Ceiling Mounted Light		
	Wall light		
	Pendant/Suspended Light		
	Suspended Fluorescent Light		Smoke & Carbon Monoxide Detector
	Recessed Fluorescent Suspended Light		Speaker
	Ceiling Mounted Fluorescent Light		Fire Alarm Annunciator
	Track Light		Air Grill
	Linear Strip Light		Attic Access Hatch
	Square Air Diffuser		
	Round Air Diffuser		Exhaust Hood
	Air Vent		
	Exhaust Fan		Generic Ceiling Panel
	Emergency Light – Wall Mounted		
	Emergency Light – Ceiling Mounted with Arrow		Security Camera
	Emergency Light – Ceiling Mounted		Sprinkler Head
	Emergency Battery Unit		Generic Mechanical Object

**Hatch Patterns**


Siding  
(Horizontal/Vertical)



Metal




Brick




EIFS/Stucco



Stone



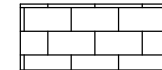
Wood



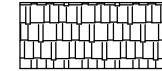
Wood Slats (Vertical/Horizontal)



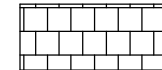
CMU



Shakers



Shingles



**Legend**

Do not scale drawings. Contractors must check and verify all dimensions. All room dimensions and floor areas must be considered approximate and are subject to independent verification. All documents remain the property of Planitar Inc. Unauthorized use, modifications, and/or reproduction of these documents is prohibited without written permission. The material contained herein reflects Planitar Inc.'s best judgement in light of the information available at the time of preparation. Any use which a third party makes of the document, or any reliance on or decisions to be made based on them are the responsibility of such third parties. Planitar Inc. accepts no responsibility for damages, if any, suffered by any third party as a result of decisions made or actions based on the documents.



[Click here](#)  
Scan to view 3D  
walkthrough



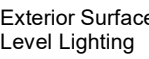







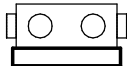







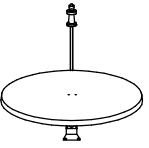











Date: 2026-03-05

Scale: 3/16" = 1'-0"

Legend 1

**Mechanical Equipment/ Utilities Legend**

	Furnace (FN)		Industrial Boiler		Exterior Surface Level Lighting								
	Electrical Panel (EP)												
	Air Condition (AC)												
	Hydro Meter (HM)												
	Gas Meter (GM)												
	Water Meter (WM)												
	Hot Water Heater (HWH)	FD	Floor Drain		Wall Protrusions								
	Heat Recovery Ventilator (HRV)		Grease Interceptor				Roof Anchor/Tie Down						
	Water Softener (WS)		Water Supply System						Water Fountain				
	Chimney		Rooftop Access								Satellite Dish		
	Rooftop Unit (RTU)		Bollards										Central Vacuum
	HVAC Unit		Signage										
	Roof Vent		Exhaust Vent		Downspout								
	Roof Drain												

**Legend**

Do not scale drawings. Contractors must check and verify all dimensions. All room dimensions and floor areas must be considered approximate and are subject to independent verification. All documents remain the property of Planitar Inc. Unauthorized use, modifications, and/or reproduction of these documents is prohibited without written permission. The material contained herein reflects Planitar Inc.'s best judgement in light of the information available at the time of preparation. Any use which a third party makes of the document, or any reliance on or decisions to be made based on them are the responsibility of such third parties. Planitar Inc. accepts no responsibility for damages, if any, suffered by any third party as a result of decisions made or actions based on the documents.



[Click here](#)  
Scan to view 3D  
walkthrough



Date: 2026-03-05

Scale: 3/16" = 1'-0"

Legend 2